

9-5-2013

What's a Winter Greenhouse? A look inside the student-run Full Circle Greenhouse

Connor Klausing

College of Saint Benedict/Saint John's University, cwklausing@csbsju.edu

Stephanie Pinkalla

College of Saint Benedict/Saint John's University, sjpinkalla@csbsju.edu

Follow this and additional works at: http://digitalcommons.csbsju.edu/forum_lectures



Part of the [Agriculture Commons](#), and the [Sustainability Commons](#)

Recommended Citation

Klausing, Connor and Pinkalla, Stephanie, "What's a Winter Greenhouse? A look inside the student-run Full Circle Greenhouse" (2013). *Forum Lectures*. Paper 7.

http://digitalcommons.csbsju.edu/forum_lectures/7

This Presentation is brought to you for free and open access by DigitalCommons@CSB/SJU. It has been accepted for inclusion in Forum Lectures by an authorized administrator of DigitalCommons@CSB/SJU. For more information, please contact digitalcommons@csbsju.edu.

9-5-2013

What's a Winter Greenhouse? A look inside the student-run Full Circle Greenhouse

Connor Klausing

College of Saint Benedict/Saint John's University, cwklausing@csbsju.edu

Stephanie Pinkalla

College of Saint Benedict/Saint John's University, sjpinkalla@csbsju.edu

Follow this and additional works at: http://digitalcommons.csbsju.edu/forum_2013fall

 Part of the [Agriculture Commons](#), and the [Sustainability Commons](#)

Recommended Citation

Klausing, Connor and Pinkalla, Stephanie, "What's a Winter Greenhouse? A look inside the student-run Full Circle Greenhouse" (2013). *Forum, 2013 Fall*. Paper 1.

http://digitalcommons.csbsju.edu/forum_2013fall/1

This Presentation is brought to you for free and open access by the Forum at DigitalCommons@CSB/SJU. It has been accepted for inclusion in Forum, 2013 Fall by an authorized administrator of DigitalCommons@CSB/SJU. For more information, please contact digitalcommons@csbsju.edu.

FULL CIRCLE GREENHOUSE

a csb student-led initiative

Origins

- Developed out of Sustainability Alliance, partnered with CSB Sustainability Office
- Desire for student-garden
- From Spring 2011, exploratory committee, suggestions for designs
- Modeled after Northlands Winter Greenhouse



Northlands Winter Greenhouse




-Carol Ford & Chuck Waibel

-Minnesotan climate: in Milan, MN

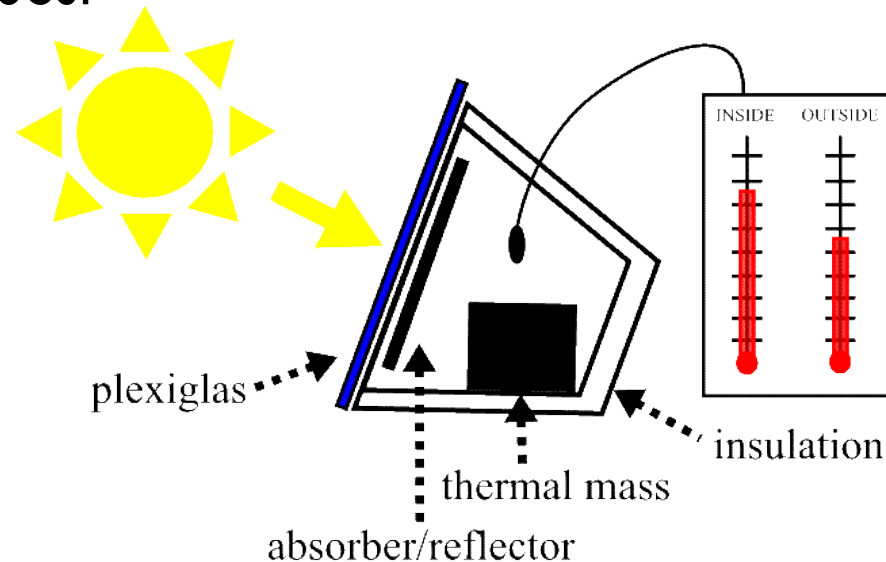
-Design enables winter-plant growth

-Step-by-step guide to materials, design plans



Key Attributes

- Utilizes passive-solar heating via paneling
- Allows student involvement while a summer garden would not be as accessible
- Provides opportunities for experiential learning, community involvement, and a sustainable food-source
- Student compost



Student involvement and partnerships



□ Students

- ▣ Student volunteer base and student organizers

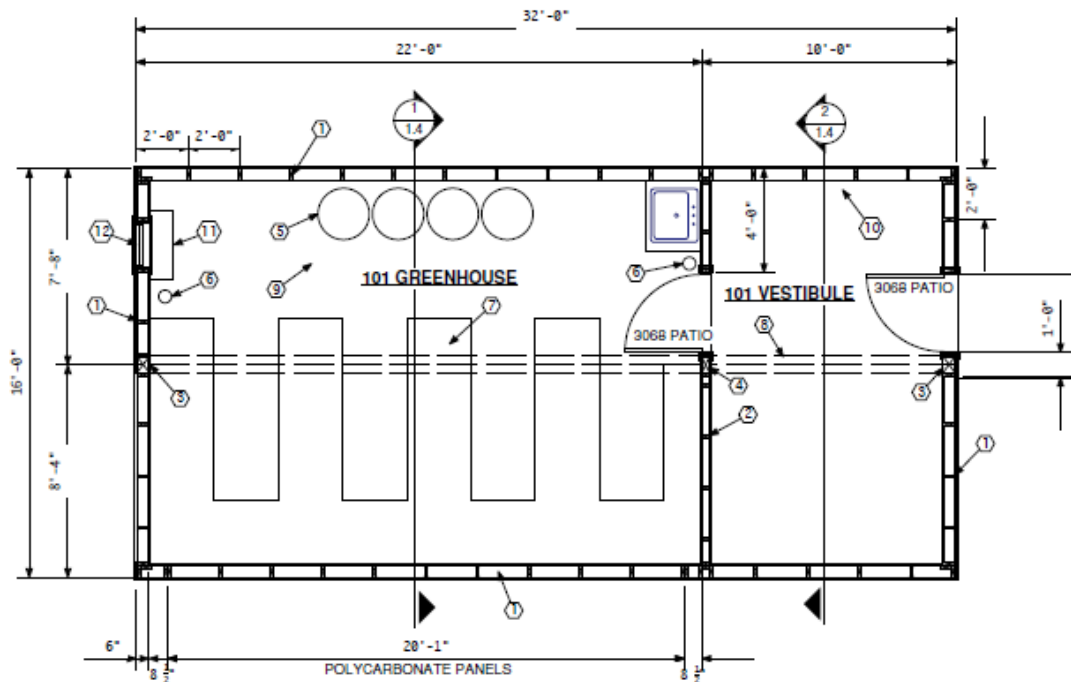
□ Partnerships

- ▣ CSB Sustainability Office
- ▣ CSB Facilities and Grounds
- ▣ CSB Culinary Services
- ▣ CSB/SJU community

The Process

- Core group of students
- Funding
- Business plan
- Finding a site
- Building permits/ordinances
- Construction

Design Plan (CAD)



FLOOR PLAN KEYNOTES:

1. 2 X 4 WOOD FRAME @ 24" OC W/ 1/2" PLYWD INTERIOR, 6 MIL VAPOR BARRIER, 6" BATT INSUL, 1/2" PLYWD, TYVEK, VINYL SIDING.
2. 2 X 4 WOOD FRAME @ 16" OC W/ 1/2" PLYWD EA SIDE & 4" BATT INSUL.
3. 6 X 8 WD POST.
4. 4 X 8 WD POST
5. 55 GAL PLASTIC WATER STORAGE (TYP OF 4)
6. 4" PVC PIPE CONN TO 6" BLACK STOVE PIPE.
7. RAISED PLANTER BEDS
8. 8 X 12 RIDGE BEAM
9. TOP SOIL
10. 4" CONC SLAB
11. GAS HEATER
12. EXHAUST FAN W/ LOUVRES.

SECTION 08212 - PANEL WOOD DOORS

- A. PROJECT INCLUDES
1. Panel Wood Doors:
 - a. Exterior stile and rail doors.
- B. QUALITY ASSURANCE
1. Quality Standards for Stock Panel Doors: NWWDA I.S. 6.
- C. PRODUCTS
1. Exterior Stock Panel Doors:
 - a. Quality Standard: NWWDA I.S. 6.
 - b. Design Group: Entrance type, 1-3/4 inch thick.
 - c. Panel Configuration: Flat panels.
 - d. Glazing: Insulating glass.
 - e. Glazing Color: Clear glass.
 - f. Finish: Transparent finish on plain sawn/stock pine faces.

END OF SECTION

2 FLOOR PLAN
1.1 SCALE: 1/4" = 1'-0"



CSB FULL CIRCLE
GREENHOUSE
ST. JOSEPH, MN

FLOOR PLAN

1.1

OCT. 3, 2011

© Robert Page

The Progress



Where will the food go?

- Primarily Gorecki
- Earned by student volunteers
- Donations to St. Joe food shelf
- Sell to the co-op
- Potential CSA



Continuing to Grow

- Greenhouse construction
- Part-time volunteers
- Student leadership positions
- Potential community roles with the CSA

