


11-3-2016

# Personality and Leadership Profiles of 2016 Presidential Candidates Hillary Clinton and Donald Trump

Aubrey Immelman

*St. John's University / College of St. Benedict*, [aimmelman@csbsju.edu](mailto:aimmelman@csbsju.edu)

Follow this and additional works at: [http://digitalcommons.csbsju.edu/forum\\_lectures](http://digitalcommons.csbsju.edu/forum_lectures)

 Part of the [American Politics Commons](#), [Leadership Studies Commons](#), [Other Political Science Commons](#), [Other Psychology Commons](#), and the [Personality and Social Contexts Commons](#)

---

## Recommended Citation

Immelman, A. (2016, November 3). Personality and leadership profiles of 2016 presidential candidates Hillary Clinton and Donald Trump. *Forum Lectures*, 163. Retrieved from Digital Commons website: [http://digitalcommons.csbsju.edu/forum\\_lectures/163/](http://digitalcommons.csbsju.edu/forum_lectures/163/)

# Thursday Forum

November 3, 2016

Gorecki 201 (President's Conference Room) – CSB

## Personality and Leadership Profiles of 2016 Presidential Candidates Hillary Clinton and Donald Trump

Aubrey Immelman



Professor Aubrey Immelman describes his model that uses personality traits to predict presidential winners, Wednesday, Nov. 16, 2016 at CSB. (Photo: Jason Wachter / St. Cloud Times)

Aubrey Immelman presents the psychological profiles of the Democratic and Republican nominees in the 2016 U.S. presidential election, Hillary Clinton and Donald Trump. The presentation outlines the leadership implications of the profiles and compares the nominees' scores on the locally developed Presidential Electability Index (PEI). The PEI, which has accurately predicted the outcome of every presidential election since 1996, projects that Trump will win the election.

## Biographical Sketch

Aubrey Immelman, Ph.D., is an associate professor of psychology at St. John's University and the College of St. Benedict.

His research program since coming to CSB/SJU in 1991 has focused on the psychology and leadership characteristics of presidential candidates.

Immelman's research has been published in the academic journals *Political Psychology* and *Leadership Quarterly* and he has written chapters on the psychological assessment of presidential candidates for the *Handbook of Psychology* and the *Handbook of Personology and Psychopathology*.

He has served as a national security consultant in the areas of psychological operations and worked with the U.S. military from 2003 to 2005 develop a nuclear deterrence program with respect to North Korea.

Immelman's research has been featured on CNN, Fox News Channel, MSNBC, the Discovery Channel, numerous radio programs, and dozens of newspapers in the United States and abroad, including the *New York Times*, the *Washington Post*, the *Los Angeles Times*, *Time* magazine, and *Psychology Today*.

Since 1999, Immelman and his students in the [Unit for the Study of Personality in Politics](#) — the faculty–student collaborative research program he established at CSB/SJU — have published approximately 100 articles on the psychological and leadership characteristics of presidential candidates.



Aubrey Immelman with research assistants Marcus Langley, Rylee Pool, and Anna Faerber.

# The Personality Profile of 2016 Democratic Presidential Candidate

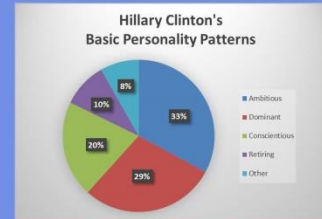
## Hillary Clinton



### The Political Personality of 2016 Democratic Presidential Nominee Hillary Clinton

Rylee R. Pool

College of St. Benedict and St. John's University  
Department of Psychology



#### Introduction

We conducted a psychodiagnostic case study of 2016 Democratic presidential candidate Hillary Rodham Clinton. The purpose of the study was to construct a Millon-based personality profile of Clinton.

#### Method

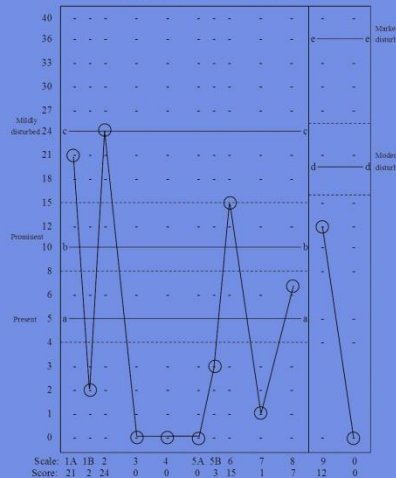
The assessment instrument was the 170-item Millon Inventory of Diagnostic Criteria (MIDC; Immelman, 2012), which assesses the attribute domains of expressive behavior, interpersonal conduct, cognitive style, mood/temperament, and self-image. The instrument contains 12 scales, yielding 20 normal and 14 pathological personality styles.

#### Personality Type

**"Adaptive Elitist Narcissist"**

**Primary patterns:** Ambitious / self-serving and Dominant / controlling  
**Secondary patterns:** Conscientious / dutiful and Retiring / reserved (aloof)

#### Millon Inventory of Diagnostic Criteria Profile for Hillary Clinton



#### Results

**Table 1**  
MIDC Item Endorsement Rate by Attribute Domain

Attribute domain	Items
Expressive behavior	13
Interpersonal conduct	10
Cognitive style	7
Mood/temperament	9
Self-image	9
Sum	48
Mean	9.6
Standard deviation	2.0

**Table 2**  
MIDC Scale Scores for Hillary Clinton

Scale	Personality pattern	Raw	RT%
1A	Dominant: Asserting–Controlling–Aggressive (Sadistic)	21	28.8
1B	Damless: Adventurous–Dissenting–Aggrandizing (Antisocial)	2	2.7
2	Ambitious: Confident–Self-serving–Exploitative (Narcissistic)	24	32.9
3	Outgoing: Congenial–Gregarious–Impulsive (Histrionic)	0	0.0
4	Accommodating: Cooperative–Agreeable–Submissive (Dependent)	0	0.0
5A	Aggrieved: Unpressuring–Self-denying–Self-defeating (Masocheistic)	0	0.0
5B	Contentious: Resolute–Oppositional–Negativistic (Passive-aggressive)	3	4.1
6	Conscientious: Respectful–Dutiful–Compulsive (Obsessive-compulsive)	15	20.5
7	Retiree: Circumspect–Inhibited–Withdrawn (Avoidant)	1	1.4
8	Retiring: Reserved–Aloof–Solitary (Schizoid)	7	9.6
Subtotal for basic personality scales		73	100.0
9	Distrusting: Suspicious–Paranoid (Paranoid)	12	14.1
0	Erratic: Unstable–Borderline (Borderline)	0	0.0
Full-scale total		85	114.1



**Acknowledgment**  
Faculty advisor: Dr. Aubrey Immelman  
Director, Unit for the Study of Personality in Politics

**Reference**  
Immelman, A. (Compiler) (2012). *Millon Inventory of Diagnostic Criteria* (3rd ed.). Unpublished research scale, Unit for the Study of Personality in Politics, College of St. Benedict and St. John's University, St. Joseph and Collegeville, MN.

» <http://www.immelman.us/hillary-clinton/the-personality-profile-of-2016-democratic-presidential-candidate-hillary-clinton/>

# The Personality Profile of 2016 Republican Presidential Candidate

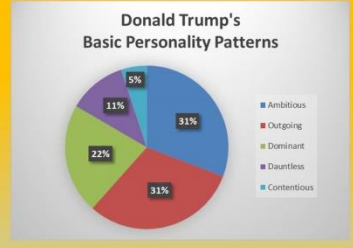
## Donald Trump



### The Political Personality of 2016 Republican Presidential Nominee Donald J. Trump

Anna Faerber

College of St. Benedict and St. John's University  
Department of Psychology



#### Introduction

We conducted a psychodiagnostic case study of 2016 Republican presidential candidate Donald J. Trump. The purpose of the study was to construct a Millon-based personality profile of Trump.

#### Method

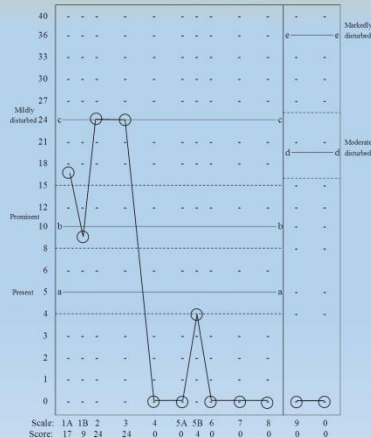
The assessment instrument was the 170-item Millon Inventory of Diagnostic Criteria (MIDC; Immelman, 2012), which assesses the attribute domains of expressive behavior, interpersonal conduct, cognitive style, mood/temperament, and self-image. The instrument contains 12 scales, yielding 20 normal and 14 pathological personality styles.

#### Personality Type

"High-Dominance Charismatic"

Primary pattern: Ambitious / exploitative  
Secondary patterns: Outgoing / impulsive  
and Dominant / controlling

Millon Inventory of Diagnostic Criteria Profile for Donald Trump



#### Results

Table 1  
MIDC Item Endorsement Rate by Attribute Domain

Attribute domain	Items
Expressive behavior	12
Interpersonal conduct	10
Cognitive style	8
Mood/temperament	9
Self-image	9
Sum	48
Mean	9.6
Standard deviation	1.4

Table 2  
MIDC Scale Scores for Donald Trump

Scale	Personality pattern	Raw	RT%
1A	Dominant: Asserting–Controlling–Aggressive (Sadistic)	17	21.8
1B	Daringless: Adventurous–Dissenting–Aggrandizing (Antisocial)	9	11.5
2	Ambitious: Confident–Self-serving–Exploitative (Narcissistic)	24	30.8
3	Outgoing: Congenial–Gregarious–Impulsive (Histrionic)	24	30.8
4	Accommodating: Cooperative–Agreeable–Submissive (Dependent)	0	0.0
5A	Aggrieved: Unpresuming–Self-denying–Self-defeating (Masochistic)	0	0.0
5B	Contentious: Resolute–Oppositional–Negativistic (Passive-aggressive)	4	5.1
6	Conscientious: Respectful–Dutiful–Compulsive (Obsessive-compulsive)	0	0.0
7	Reticent: Circumspect–Inhibited–Withdrawn (Avoidant)	0	0.0
8	Retiring: Reserved–Aloof–Solitary (Schizoid)	0	0.0
9	Subtotal for basic personality scales	78	100.0
9	Distrusting: Suspicious–Paranoid (Paranoid)	0	0.0
0	Erratic: Unstable–Borderline (Borderline)	0	0.0
	Full-scale total	78	100.0



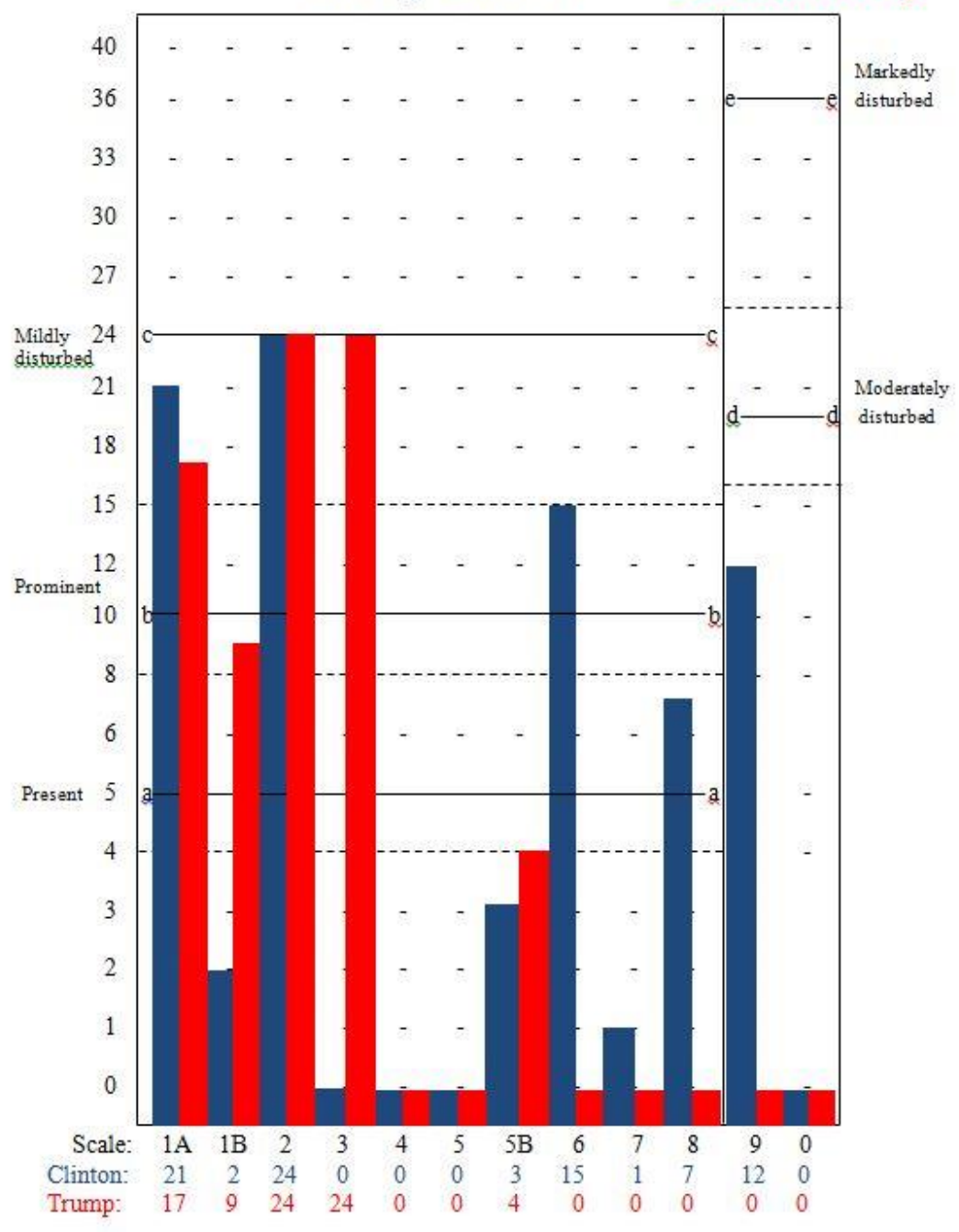
**Acknowledgment**  
Faculty advisor: Dr. Aubrey Immelman  
Director, Unit for the Study of Personality in Politics

**Reference**  
Immelman, A. (Compiler) (2012). *Millon Inventory of Diagnostic Criteria* (3rd ed.). Unpublished research scale, Unit for the Study of Personality in Politics, College of St. Benedict and St. John's University, St. Joseph and Collegeville, MN.

» <http://www.immelman.us/donald-trump/the-personality-profile-of-2016-republican-presidential-candidate-donald-trump/>

## The Presidential Electability Index

### Millon Inventory of Diagnostic Criteria Profiles for Hillary Clinton and Donald Trump



» <http://www.immelman.us/hillary-clinton/projecting-the-winner-of-the-2016-presidential-election-the-personal-electability-index/>